

# CHART OF SERVICES




with Guide to Services and Charter of Patient Rights



## Index

<b>1. PRESENTATION</b> .....	<b>4</b>
<b>2. QUALITY, CLINICAL RISK MANAGEMENT, SUSTAINABILITY</b> .....	<b>5</b>
<b>3. INFORMED CONSENT, RIGHTS AND OBLIGATIONS OF THE PATIENT</b> .....	<b>5</b>
<b>4. USER PROTECTION, SUGGESTIONS AND COMPLAINTS</b> .....	<b>5</b>
<b>5. ACCESS TO SERVICES AND COSTS</b> .....	<b>6</b>
<i>Services in agreement with the NHS</i> .....	6
<i>Services under the private sector or under agreements with private entities</i> .....	6
<i>Preparation and other performance information</i> .....	6
<i>Payment methods</i> .....	6
<i>Preferential access and emergencies</i> .....	6
<i>More useful information</i> .....	6
<b>6. THE WITHDRAWAL OF REPORTS</b> .....	<b>7</b>
<b>7. PERFORMANCE AND WAITING TIMES</b> .....	<b>7</b>
<b>OUTPATIENT SPECIALIST MEDICINE</b> .....	<b>7</b>
<i>Booking and access</i> .....	7
<i>Authorized specialist medical services, provided privately and related waiting times</i> .....	7
<b>DIAGNOSTIC IMAGING</b> .....	<b>8</b>
<i>Booking and access</i> .....	8
<i>Radiological restations provided in private mode and related waiting times</i> .....	8
<b>CLINICAL LABORATORY ANALYSIS</b> .....	<b>9</b>
<i>Booking and access</i> .....	9
<i>Clinical analysis services provided under the accreditation regime with the NHS</i> .....	9
<i>Private clinical analysis services provided</i> .....	10
<b>8. LOCATION AND CONTACT DETAILS</b> .....	<b>14</b>
<b>9. OPENING DAYS AND HOURS</b> .....	<b>14</b>

Attachments, which can be requested

-  Rates of services, under private regime or accreditation with the NHS
-  Guides and information brochures on health services and benefits, in private or accreditation with the NHS
-  Flowchart

*Dear Madam, Dear Sir,*

*In welcoming you, we present the "Service Charter" of our health facility, drawn up in accordance with the reference regulations including DCA 311/2014 Regione Lazio, in which we report a series of information that we consider useful for patients and their cares.*

*La Carta Le will allow you to learn more about our structure and providing you with information on the health offer, on the specialized services provided and on the relative methods of access.*

*The hope is that, also through the reading of the Charter of Services, you can appreciate our constant commitment to concretely translate the values and principles that feed our work, which identifies in the "centrality" of the Patient the most important objective, in the face of diagnosis and therapies however at the forefront in the medical field, in strict compliance with the principles of Evidence-Based Medicine (EBM).*

*It should also be noted that this Service Charter refers to the Guides to the Services provided. In particular, for the main services provided, complete information brochures have been prepared, but easy and quick to consult, available at the appropriate exhibitors located at the waiting rooms.*

*Finally, we invite you to point out ideas and suggestions, which can contribute to the continuous improvement of the organization and efficiency of our health facility.*

*The Medical Director*

*Dr. Fabrizio Andrea Delfino*

**U.S.I. Eur-Laurentina, via Vincenzo Cerulli, 2/b - Roma**

## 1. PRESENTATION

**U.S.I. (Unione Sanitaria Internazionale) S.p.A.** was founded in 1953 by Dr. Luigi Sperone, becoming over the years an integrated health network consisting of more than thirty facilities and over five hundred specialized operators.

The most widespread healthcare ambulatory in Rome, since 2022 the U.S.I. has also been present in the Tuscany Region.

U.S.I. Eur-Laurentina is located in Via Vincenzo Cerulli 2/b, is extended on two level and provides the following health services, subsequently deepened

- Clinical Laboratory Analysis;
- Specialized Medicine and Instrumental Diagnostics;
- Diagnostic Imaging(Traditional Radiology).

The ambulatory is accredited with the Health Service of the Lazio Region (the regional accreditation resolutions are reported at the bottom of the page of the title page of this service charter). Countless services are provided in agreement with the NHS or with private bodies, as detailed in the following chapters.

The structures of the U.S.I. Group provide an integrated, wide and advanced healthcare offer in the field of Clinical Laboratory Analyses (*Clinical Chemistry, Molecular Biology, Cyto-Histopathology*), Diagnostic Imaging and Nuclear Medicine (*Magnetic Resonance Imaging, CT, Digital Radiodiagnostics, Ultrasound, PET, Scintigraphy*), Specialist Medicine and Occupational Medicine, Cancer Prevention and Treatment (*Radiation oncology*).

**U.S.I.** It consists of the following healthcare facilities:

### LAZIO

**U.S.I. PRATI** via Virginio Orsini, 18 Roma  
**AXA-PALOCCO** via Eschilo, 191 Roma  
**ACILIA** (USI-Acilia S.r.l.) Via F. S. Altamura, 44 Roma  
**BORGHESIANA** via Casilina, 1838 Roma  
**CASALPALOCCO** (USI-Acilia S.r.l.) P.le Filippo il Macedone 54 Roma  
**CINECITTÀ** viale Bruno Rizzieri, 203 Roma  
**COLLE-PRENESTINO** via Mirabella Eclano, 27 Roma  
**COLLATINO** viale della Serenissima, 22 Roma  
**EUR-LAURENTINA** via Vincenzo Cerulli, 2/b Roma  
**EUR-MARCONI** viale Guglielmo Marconi, 139 Roma  
**EUR-SERAFICO** via Paolo di Dono, 9 Roma  
**FURIO CAMILLO** via Cerreto di Spoleto, 21 Roma  
**IGEA** via Igea 12/a-b-c-d, 18 Roma  
**MORENA** (Centro Analisi Cliniche Morena S.r.l.), via di Morena, 30-32, Ciampino (RM)  
**LIDO DI OSTIA** viale del Lido, 3 Roma

**NUMIDIO QUADRATO** via Tuscolana, 703 Roma  
**OSTIENSE** (USI-Marco Polo S.r.l.) viale Marco Polo, 41 Roma  
**PIAZZA BOLOGNA** via Gian Luca Squarcialupo, 17/b Roma  
**PIAZZA BOLOGNA** via Gian Luca Squarcialupo, 36 Roma  
**PIAZZA MAZZINI** viale Angelico, 39 Roma  
**PIAZZA VITTORIO** via Machiavelli, 22 Roma  
**PIETRALATA** via dei Durantini, 362 Roma  
**SERPENTARA** via Gaspare Pacchiarotti, 95 Roma  
**SERPENTARA** piazza Fernando De Lucia, 76-86 Roma  
**TRIESTE** corso Trieste, 22 Roma  
**USI DOC - PRATI** via Virginio Orsini, 18/27a Roma  
**USI DOC - TUSCOLANA** via Tuscolana 212/f Roma  
**USI DOC - LIDO DI OSTIA** viale del Lido, 5/a Roma  
**USI DOC - ACILIA** (R.Lab S.r.l.) Via F. S. Altamura, 44 Roma

### TOSCANA

**CHECK UP ARANCIO** trav. II Via Romana, 35 - Lucca  
**SANT'ANNA** via Luigi Einaudi, 150 Lucca  
**LUNATA** via Pesciatina, 236 - Capannori (LU)  
**ALTOPASCIO** via Cavour, 25 - Altopascio (LU)  
**PORCARI** via Romana Est, 76 - Porcari (LU)  
**VALDERA** (Radiologia Diagnostica Valdera S.r.l.) via di Gello, 175 - Ponsacco (Pisa)

**LAMMARI** via delle Ville, 128 - Capannori (LU)  
**FOLLONICA** via Litoranea, 68/c - Follonica (GR)  
**PIOMBINO** via Carlo Pisacane, 63 - Piombino (LI)  
**VIAREGGIO** via Amerigo Vespucci, 172 - Viareggio (LU)  
**LIVORNO ARTIGIANATO** via dell'Artigianato, 53/55 - Livorno

### 2. QUALITY, CLINICAL RISK MANAGEMENT, SUSTAINABILITY

Since its foundation, U.S.I. applies advanced quality control and management systems that involve participation in national and international programs. All services are provided in compliance with guidelines and methods recognized by the scientific community. Clinical risk is assessed at all stages of the healthcare pathway.

The *vision* and *mission* of the U.S.I. they can be summarized in a wide range of healthcare services, of high quality standards, accessible and widespread throughout the territory, based on highly qualified personnel, advanced technologies and management models oriented towards Quality, Safety, Effectiveness, protection of users' rights and economic, environmental and social sustainability.

The *vision* and *mission* of the U.S.I. they can be summarized in a wide range of healthcare services, of high quality standards, accessible and widespread in the territory, based on highly qualified personnel, advanced technologies and management models oriented towards Quality, Safety, Effectiveness, protection of users' rights and economic, environmental and social sustainability.

The processes are constantly monitored through indicators relating to the quality of performance, analytical accuracy, waiting times, rates of repetitions and cancellations of services, satisfaction of users and interested parties, incidence of non-conformities, complaints, incidents, adverse events and the effectiveness of the improvement actions.

The ambulatory's Quality System is certified according to the international standard UNI EN ISO 9001:2015 issued by a prestigious certification body.

The health ambulatory is also accredited with the Health Service of the Lazio Region, on the basis of the *additional requirements for the accreditation of health facilities*, governed by the reference legislation.

### 3. INFORMED CONSENT, RIGHTS AND OBLIGATIONS OF THE PATIENT

The healthcare ambulatory actively guarantees the right of patients and users:

- ✓ informed in an appropriate and comprehensible way about their state of health and about the characteristics, risks and alternatives to the services that concern them, expressing their consent or refusal in advance;
- ✓ to be assisted with care, impartiality, confidentiality and confidentiality, with respect for their own time, dignity, needs and philosophical or religious convictions;
- ✓ the transparency and simplicity of administrative procedures;
- ✓ the Safety and Quality of health services;
- ✓ to the complaint and to an appropriate response.

Please note that it is always advisable to:

- ✓ inform staff of any needs related to their health conditions, to prevent any risks (e.g. in the event of problems related to patient mobility or therapies already in progress);
- ✓ a behaviour based on respect and understanding of the rights of other users and patients, as well as trust and collaboration with healthcare personnel;
- ✓ compliance with the timetables of the booked services, informing in case of delays or cancellations.

### 4. USER PROTECTION, SUGGESTIONS AND COMPLAINTS

Suggestions or complaints can be made through [www.usi.it](http://www.usi.it), on "white paper" or on the *Satisfaction Questionnaire* available in the acceptance secretariat and once completed to be placed in the appropriate containers or to be sent by ordinary mail or e-mail to the addresses indicated in this Service Charter.

Complaints and suggestions are analysed by the Health or Technical Laboratory Management and the departments involved and a response is ensured as soon as possible, in any case no later than 30 days, except for important obstructive causes. It is also possible to lodge a complaint with the TRIBUNAL FOR PATIENTS' RIGHTS (Viale Angelico, 28, 00195 Rome, Tel. 06/3729924, 06/6385881 e-mail: [roma@cittadinanzattiva.it](mailto:roma@cittadinanzattiva.it)).

U.S.I. Eur-Laurentina, via Vincenzo Cerulli, 2/b - Roma

### 5. ACCESS TO SERVICES AND COSTS

#### Services in agreement with the NHS

An NHS referral issued by the attending physician is required, which also indicates any exemptions. As a rule, the referral is valid for 180 days and contains up to eight benefits for the same industry.

For services in agreement with the NHS, the same rates are applied as for public facilities.

#### Services under the private sector or under agreements with private entities

A prescription from your doctor or specialist may be required for certain services. Please refer to the following chapters of the service charter in relation to the specific services.

Information on the costs of services provided under a private regime or under an agreement with private organizations and on any specific or multidisciplinary health packages is provided at the admission secretariats or by contacting the single number **06 32868.1**.

#### Preparation and other performance information

Information on the timing, preparation methods and characteristics of the health services are available at the admission secretariats or by contacting the single number **06 32868.1**.

On **the [www.usi.it](http://www.usi.it) website**, information containing indications for correct preparation and information on the health services provided can also be consulted.

Further information can be found in the following chapters of the service charter in relation to the specific services and in *brochures* available at the ambulatory for certain services.

Please note that health information can only be issued by the health personnel in charge of the services.

#### Payment methods

Payment for services can be made in cash and by bank card. For further payment methods, you can request information at the time of booking or by calling **06 32868.1**

For information on entering into agreements with private organisations, please contact the relevant office at the e-mail address [convenzioni@usi.it](mailto:convenzioni@usi.it).

#### Preferential access and emergencies

Preferential paths are provided for patients in fragile conditions (e.g. reduced mobility or affected by oncological or debilitating diseases), also considering the needs related to religious beliefs or cultural aspects.

For any emergencies, the healthcare staff concerned evaluates the execution of the analyses within the time required, establishing the time for the release of the complete or partial report in the shortest possible technical time.

Inform us of any needs during the acceptance phase or contact the single number **06 32868.1** to agree on the appropriate preferential access methods.

#### More useful information

At the ambulatory there is staff able to communicate in **English** and/or other foreign languages. An English version of the Service Charter is available and can be requested from the Secretary's Office.

The staff of the health ambulatory, even in the training phase, can be identified by their identification card.

Hand cleaners are available at the property. Proper hand hygiene easily prevents most healthcare-associated infections (HAIs). Consult the [www.usi.it](http://www.usi.it) website for the information campaigns on prevention promoted by the U.S.I.

U.S.I. Eur-Laurentina, via Vincenzo Cerulli, 2/b - Roma

## 6. THE WITHDRAWAL OF REPORTS

The collection of the reports and any attachments can be made at the Acceptance or "on-line", Secretary activating the relative service at the time of acceptance.

Please note that the reports can only be delivered:

- to the person directly concerned or delegated person (who must present his identity document, the proxy and a copy of the identity document of the delegating);
- in the case of a minor, to the person concerned with an identity document or to the person exercising parental authority, equipped with an identity document;
- to the guardian or curator with an identity document and the necessary documentation.

As a rule, duplicates of digital reports can be released immediately, for any duplicates of paper reports, the ordinary times defined according to the type of report are to be considered (see chapter 7). However, request information from the Acceptance Secretariat.

## 7. PERFORMANCE AND WAITING TIMES

All health services provided at the health facility and listed and detailed in the following chapters, are authorized and in the cases indicated, accredited, based on the accreditation resolutions reported on the title page of this service charter.

In the following chapters are detailed for each branch of the specialist, under accreditation with the NHS or private:

- Name of the Reference Manager
- Information on how to book and access
- Information on the services provided and the related waiting times for booking, access and reporting.

## OUTPATIENT SPECIALIST MEDICINE

**Medical Director:** Dr. *Fabrizio Andrea Delfino*

### Booking and access

- Mrs. and Mr. patients can book health services on site, by phone or on the website.
- To access services in accreditation with the NHS, a request from the attending physician is required (SSN binding on "pink prescription" or electronic).
- At the time of the visit Mr. and Mrs. patients may show any documentation of previous diagnostic tests.
- Secretary is available for information on the services provided under the private regime or in agreement with private entities, on the relative times, costs and on the specialist personnel of reference.
- Consult the **website [www.usi.it](http://www.usi.it)** or Acceptance for information on the correct preparation of the Patient for the required health services. la Segreteria

### Authorized specialist medical services, provided privately and related waiting times

At the health facility, the following outpatient specialist medicine services are authorized and privately provided:

- |                                 |                         |
|---------------------------------|-------------------------|
| ○ ANGIOLOGY                     | ○ ENT                   |
| ○ VASCULAR SURGERY (visit only) | ○ UROLOGY               |
| ○ GENERAL SURGERY (visit only)  | ○ CARDIOLOGY            |
| ○ DERMATOLOGY                   | ○ ALLERGOLOGY (*)       |
| ○ ENDOCRINOLOGY                 | ○ GASTROENTEROLOGY      |
| ○ OBSTETRICS AND GYNECOLOGY     | ○ GERIATRICS (*)        |
| ○ OCCUPATIONAL MEDICINE         | ○ INTERNAL MEDICINE (*) |
| ○ OPHTHALMOLOGY                 | ○ NEPHROLOGY (*)        |

U.S.I. Eur-Laurentina, via Vincenzo Cerulli, 2/b - Roma

- ORTHOPEDICS AND TRAUMATOLOGY
- ONCOLOGY (\*)
- PEDIATRICS (\*)
- RHEUMATOLOGY (\*)
- DISEASES OF THE RESPIRATORY SYSTEM (\*)

(\*) services during the organization phase, request information in the Secretary

The waiting times for booking and for the collection of reports and attachments of outpatient specialist medicine services provided in private care are shown in the following table:

Waiting times for Outpatient Specialist Medicine services provided privately		
Performance	Waiting list for reservations	Report and annexes
Outpatient specialist medicine	1 max. 5 days	At the end of the service

## DIAGNOSTIC IMAGING

*Technical Director of the Radiology section:* Dr. Paolo Lucernari

### Booking and access

- Mr. and Mrs. Patients can book on site, by phone or on the website.
- A medical prescription may be required for private benefits.
- Secretary is available for information on the services provided under the private regime or in agreement with private entities, on the relative times, costs and on the specialist personnel of reference.
- Consult the [website www.usi.it](http://www.usi.it) or Acceptance for information on the correct preparation of the Patient for the required health services. la Segreteria

### Radiological restations provided in private mode and related waiting times

- RX ORTHOPANORAMICA
- RX HIP
- RX BASIN
- RX THORACIC SPINE (DORSAL)
- RX LUMBOSACRAL SPINE
- RX COLUMN IN FULL UNDER LOAD
- RX CERVICAL SPINE
- RX SKULL (3 PROJECTIONS)
- RX VACUUM ABDOMEN
- RX INTESTINAL TRANSIT
- COMPLETE DIGESTIVE RX
- RX ESOPHAGUS
- RX ELBOW - FOREARM
- RX MAMMOGRAPHY (BILATERAL)
- RX MAMMOGRAPHY (UNILATERAL)
- RX OBLIQUE PROJECTIONS IN FLEX EXTENSION
- RX VERTEBRAL MORPHOMETRY
- RX TELECRANIUM
- RX FEMORE - LEG - KNEE
- RX SHOULDER - UPPER LIMB
- RX WRIST - HAND
- RX FOOT - ANKLE
- AXIAL RX OF THE PATELLA (3 PROJECTIONS)
- RX LARYNGOGRAPHY WITH CONTRAST
- RX TELECUORE
- CHEST RX
- ULTRASOUND: Articular, Mammary, Soft parts, Pelvic, Prostate (Transrectal biplane), Testicular, Thyroid.
- ECHOCOLORDOPPLER: Abdominal aorta, Renal arteries, Carotid, Thyroid, Testicular, Supra-aortic vessels.

It is possible to request information from the Secretariat on any further radiological services performed at the facility or at other facilities of the U.S.I. Group in private.

The waiting times for booking and for the collection of reports and attachments of diagnostic imaging services provided in a private regime are reported in the following:

U.S.I. Eur-Laurentina, via Vincenzo Cerulli, 2/b - Roma

Waiting times for radiological services in private mode			
Performance	Waiting list for reservations	Withdrawal of the report	Image collection
GENERAL RADIOLOGY	0 max. 2 days	3 working days	10 minutes from the service with the possibility of delivery on digital support
ORTHOPANORAMICS	0 max. 2 days	3 working days	
ULTRASOUND, ECHOCOLORDOPPLER	1 max. 5 days	Images and any report available at the end of the service	
MAMMOGRAPHY (low dose) TOMOSYNTHESIS	1 max. 5 days	3 working days	

## CLINICAL LABORATORY ANALYSIS

*Technical Director of the Laboratory of Clinical Analysis:* Dr Vincenzo Genovese

### Booking and access

- To access services in accreditation with the NHS, a request from the attending physician is required (demanding NHS on "pink prescription" or electronic).
- Blood samples are made without reservation by going from 7.00 to 11.00, every day including Saturday, directly at the reception office of our structure.
- Consult the website [www.usi.it](http://www.usi.it) or la SegreteriaAccettazione for information on the correct preparation of the Patient for the health services requested.
- Withdrawals are made at home, la SegreteriaAccettazione is available for the related information.

### Clinical analysis services provided under the accreditation regime with the NHS

- |  |   |  |
|--|---|--|
| - 17KS URINARY (MG/24H)                      | - TOTAL AND FRACTIONAL BILIRUBINEMIA - 2nd part | - DIGOXIN (ECL) - 2nd WITHDRAWAL             |
| - 17OH HYDROXYCORTICOSTEROIDS                | - CA 125 (ECL)                                  | - E1 - ESTRONE                               |
| - 17OH PROGESTERONE                          | - CA 15-3 (ECL)                                 | - E1 - ESTRONE - 2nd WITHDRAWAL              |
| - 17OH PROGESTERONE - 2nd WITHDRAWAL         | - CA 19-9 (ECL)                                 | - E3 - ESTRIOL                               |
| - AB ANTI-INSULIN                            | - CA 50   | - E3 - ESTRIOL - 2nd SAMPLING                |
| - AB ANTI-MICROSOMIAL                        | - CALCEMIA                                      | - HEMATOOCRIT                                |
| - AB ANTI-THYROID PEROXIDASE (ECL)           | - IONIZED CALCIUM                               | - HEMOCULTURE                                |
| - AB ANTI-THYROGLOBULIN (ECL)                | - CALCITONIN                                    | - COMPLETE BLOOD COUNT AND FORMULA           |
| - FOLIC ACID (ECL)                           | - CALCITONIN - 2nd SAMPLING                     | - COMPLETE BLOOD COUNT AND FORMULA - 2nd PR. |
| - ACTH                                       | - CALCITONIN - 3rd SAMPLING                     | - COMPLETE BLOOD COUNT AND FORMULA - 3rd PR. |
| - ACTH - 2nd WITHDRAWAL                      | - CALCIURIA                                     | - COMPLETE BLOOD COUNT AND FORMULA - 4th PR. |
| - ALDOLASE (37°)                             | - CALCULATION (EXAM)                            | - COMPLETE BLOOD COUNT AND FORMULA - 5th PR. |
| - ALDOSTERONE                                | - CANDIDA ALBICANS (CULTURE)                    | - COMPLETE BLOOD COUNT AND FORMULA - 6th PR. |
| - ALDOSTERONE - 2nd WITHDRAWAL               | - CEA (ECL)                                     | - COMPLETE BLOOD COUNT AND FORMULA - 7th PR. |
| - URINARY ALDOSTERONE                        | - CK-MB (37°)                                   | - COMPLETE BLOOD COUNT AND FORMULA - 8th PR. |
| - ALPHAFETOPROTEIN (ECL)                     | - CHLOREMIA                                     | - HAEMOGLOBIN                                |
| - ALPHAFETOPROTEIN IN PREGNANCY              | - CHLORIDES                                     | - ANTIMYCOGRAM + ABG EXAMINATION             |
| - URINARY ALPHAFETOPROTEIN                   | - TOTAL CHOLESTEROL                             | - CULTURE EXAMINATION + ABG                  |
| - AMYLASEMIA (37°)                           | - PROSTATE SECRET CULTURE                       | - CULTURE EXAMINATION WITH ANTIBIOGRAM       |
| - AMILASURIA                                 | - URETHRAL SECRETORY CULTURE                    | - MICROSCOPIC EXAMINATION                    |
| - AMMONIEMIA                                 | - VAGINAL CULTURE + ABG                         | - ESTRIOL IN PREGNANCY                       |
| - ANDROSTENEDIONE DELTA 4                    | - COPROCULTURE                                  | - URINARY ESTRIOL                            |
| - ANDROSTENEDIONE DELTA 4 - 2nd WITHDRAWAL   | - COPROCULTURE FOR SALMONELLA                   | - RHEUMATOID FACTOR                          |
| - ANGIOTENSIN                                | - CORTISOL - 2nd SAMPLE (ECL)                   | - FECES (COMPLETE EXAMINATION)               |
| - ANGIOTENSIN - 2nd SAMPLE                   | - CORTISOL (ECL)                                | - FECES (PEST RESEARCH)                      |
| - ANTISTREPTOLYSIN                           | - CORTISOL CIRC ADIANO                          | - FECES (OCCULT BLOOD)                       |
| - PROTHROMBIN + INR ACTIVITY                 | - URINARY CORTISOL (ECL)                        | - FERRITIN (ECL)                             |
| - PROTHROMBIN ACTIVITY + INR 2nd PR.         | - CREATININEMIA                                 | - FIBRINOGEN                                 |
| - PROTHROMBIN ACTIVITY + INR 3rd PR.         | - FSH CURVE                                     | - ACID PHOSPHATASE                           |
| - PROTHROMBIN ACTIVITY + INR 4° PR.          | - GLYCEMIC CURVE                                | - ALKALINE PHOSPHATASE (37°)                 |
| - PROTHROMBIN ACTIVITY + INR 5° PR.          | - INSULIN-STIM CURVE. GLUCOSE (ECL)             | - PHOSPHATURIA                               |
| - PROTHROMBIN ACTIVITY + INR 6° PR.          | - LH CURVE (ecl) - GNRH STIMULUS                | - PHOSPHOREMIA P                             |
| - PROTHROMBIN ACTIVITY + INR 7° PR.          | - PEPTIDE CURVE C                               | - FSH - 2nd WITHDRAWAL                       |
| - PROTHROMBIN ACTIVITY + INR 8° PR.          | - DHT DEHYDROEPIANDROSTERONE                    |  |
| - AZOTEMIA (UREA NITROGEN)                   | - DHT DEHYDROEPIANDROSTERONE - 2nd WITHDRAWAL   |  |
| - BETA- 2 BLOOD MICROGLOBULIN - 2nd SAMPLING | - DEA-SULFATE                                   |  |
| - DIRECT BILIRUBINEMIA                       | - DEA-SULFATE - 2nd SAMPLE                      |  |
| - TOTAL BILIRUBINEMIA                        | - DIGOXIN (ECL)                                 |  |
| - TOTAL AND FRACTIONAL BILIRUBINEMIA         |   |  |

**U.S.I. Eur-Laurentina, via Vincenzo Cerulli, 2/b - Roma**

- FT3 (ECL)	- SPECIFIC IGE (FOR ALLERGEN)	- RENIN (IRMA) - 2nd WITHDRAWAL
- FT3 (ECL) - 2nd WITHDRAWAL	- TOTAL IGE (ECL)	- GLOBULAR RESISTANCE
- FT3 (ECL) - 3rd WITHDRAWAL	- IGG SPECIFICATIONS (PER ALLERGEN)	- RETICULOCYTES
- FT3 (ECL) - 4th WITHDRAWAL	- IGG4 SPECIFICATIONS (FOR ALLERGEN)	- SIDEREMIA
- FT3 (ECL) - 5th WITHDRAWAL	- BASAL INSULIN (ECL)	- SERODIAGNOSIS OF V. AND W.
- FT4 (ECL)	- MILK (EXAMINATION)	- SODIEMIA NA
- GAMMAGLUTAMYLTRANSFERASE (37°)	- LACTICODEHYDROGENASE (LDH)	- SODIURIA
- GASTRIN	- LH - 2nd WITHDRAWAL	- SOMATOMEDIN C - 2nd SAMPLE
- GASTRIN - 2nd WITHDRAWAL	- LH (ECL)	- SOMATOMEDIN C (ICF - 1) MG / ML
- GH	- NSE (ECL)	- TA4 (SCC)
- GH - 2nd WITHDRAWAL	- OSTEOCALCIN (ECL)	- PHARYNGEAL SWAB WITH ANTI BIOGRAM
- GLUCEMIA	- P.A.P (RIA)	- NASAL SWAB WITH ANTI BIOGRAM
- TOTAL GLYCOSURIA	- P.S.A. (ECL)	- TAS
- WHITE BLOOD CELLS	- PAP TEST (ONCOCITOLOGICAL EXAMINATION)	- TBG (RIA)
- RED BLOOD CELLS	- PEPTIDE C	- DIRECT COOMBS TEST
- GLUCAGON	- PEPTIDE C - 2nd SAMPLE	- INDIRECT COOMBS TEST
- GLUCAGON - 2nd WITHDRAWAL	- URINARY PEPTIDE C	- URINARY TESTOSTERONE
- HAV-AB	- PLATELETS	- THYROGLOBULIN (ECL)
- HAV-AB IGM	- POTASSIUM	- TPA
- HAV-IGM	- POTASSIUM	- URINARY TPA
- HBCAB - IGM	- GLYCEMIC PROFILE	- TRANSAMINASE - GOT (37°)
- HBCAB (ANTIBODY ANTIBODY)	- INSULINEMIC PROFILE (ECL)	- TRANSAMINASE - GPT (37°)
- HBEAB (ANTI-E ANTIBODY)	- PROGESTERONE (ECL)	- TRICHOMONAS VAGINAL SECRETION
- HBSAB (ANTI-S ANTIBODY)	- PROLACTIN	- TRIGLYCERIDES
- HBSAG (ANTIGEN AUSTRALIA)	- PROLACTIN - 2nd SAMPLE	- TSH (ECL)
- HBSAG (ANTIGEN E)	- TOTAL PROTIDEMIA	- TSH (ECL) - 2nd WITHDRAWAL
- PLASMA HCG	- PROTIDOGRAM WITH PROTIDEMIA	- URICOEMIA
- URINARY HCG	- PTH-INTACT (ECL)	- URINE
- HCV-AB ANTI HEPATITIS C	- PTH-MIN	- URINE CULTURE WITH ANTI BIOGRAM
- HDV-AB (ANTIDELTA ANTIBODY)	- RA-TEST	- ESE
- HDV-AB IGM	- PAUL BUNNEL REACTION	- VES (KATZ INDEX)
- HDV-AG (DELTA ANTIGEN)	- WAALER ROSE REACTION	- VITAMIN B12 (ECL)
- HPL	- RENIN (IRMA)	

The waiting times for booking and for the collection of reports and attachments of clinical analysis services provided under the accreditation regime with the NHS are shown in the following table:

Waiting times for clinical analysis under accreditation with the NHS – General Basic Laboratory	
Performance	Waiting time for the report
CLINICAL CHEMISTRY, COAGULATION AND HEMATOLOGY	Same day
HOMONOLOGY (thyroid, fertility, tumor markers, hepatitis B markers)	2 days
IMMUNOLOGY (TORCH, AIDS, HCVAB)	3 days
ALLERGOLOGY	5 days
MICROBIOLOGY AND PARASITOLOGY	Depending on the timing of cultivation

### Private clinical analysis services provided

- 11 DEOXYCORTISOL	- AB ANTI - COXACKIE B3	- AB ANTI-CENTROMERE
- 13C UREA BREATH TEST FOR H. PYLORI	- AB ANTI - COXACKIE B4	- AB ANTI-CYTOPLASM NEUTROF
- 3ALPHA-ANDROSTANEDIOL	- AB ANTI - COXACKIE B5	- AB ANTI-CYTOPLASM NEUTROPHILS
- 3ALFA-ANDROSTANEDIOL - 2nd WITHDRAWAL	- AB ANTI - COXACKIE B6	- AB ANTI-SKIN
- AB ANTI - ADENOVIRUS IGG	- AB ANTI - COXACKIE VIRUS A - TOTAL GI	- AB ANTI-DNA
- AB ANTI - ADENOVIRUS IGM	- AB ANTI - COXACKIE VIRUS B - TOTAL GI	- AB ANTI-DNA DS
- AB ANTI - AMOEBA	- AB ANTI - ECHINOCOCCUS	- AB ANTI-DNA NATIVE
- AB ANTI - BORRELIA (IGG) - ITALY	- AB ANTI - ECHO VIRUS - TOTAL GI	- AB ANTI-DNA SS
- AB ANTI - BORRELIA (IGM)	- AB ANTI - ECHO VIRUS 11	- AB ANTI-ENDOMISIO IGA
- AB ANTI - CARDIOLIPIN (IGG + IGM)	- AB ANTI - ECHO VIRUS 14	- AB ANTI-ENDOMISIO IGG
- AB ANTI - CYTOMEGALOVIRUS (IGG + IGM)	- AB ANTI - ECHO VIRUS 16	- AB ANTI-ENDOTHELIUM
- AB ANTI - CHLAMYDIA (IGA)	- AB ANTI - ECHO VIRUS 18	- AB ANTI-PHOSPHOLIPIDS
- AB ANTI - CHLAMYDIA (IGG)	- AB ANTI - ECHO VIRUS 20	- AB ANTI-GAD
- AB ANTI - CHLAMYDIA (IGM)	- AB ANTI - ECHO VIRUS 25	- AB ANTI-GLIADIN (IGA)
- AB ANTI - CHLAMYDIA PNEUMONIA (IGA)	- AB ANTI - ECHO VIRUS 28	- AB ANTI-GLIADIN (IGG)
- AB ANTI - CHLAMYDIA PNEUMONIA (IGG)	- AB ANTI - ECHO VIRUS 3	- AB ANTI-H. PYLORI IGA
- AB ANTI - CHLAMYDIA PNEUMONIA (IGM)	- AB ANTI - ECHO VIRUS 4	- AB ANTI-HERPES TYPE 1 IGG
- AB ANTI - CHLAMYDIA TRACHOMATIS - IGA	- AB ANTI - ECHO VIRUS 6	- AB ANTI-HERPES TYPE 1/2 IGM
- AB ANTI - CHLAMYDIA TRACHOMATIS - IGG	- AB ANTI - ECHO VIRUS 8	- AB ANTI-INSULAE PANCREATIC
- AB ANTI - CHLAMYDIA TRACHOMATIS - IGM	- AB ANTI - ECHO VIRUS 9	- AB ANTI-JALURONIDASE
- AB ANTI - COXACKIE A - TOTAL IGG	- AB ANTI - EPSTEIN BARR NUCLEAR AG	- AB ANTI-LEGIONELLA PNEUMOPHILA
- AB ANTI - COXACKIE A4	- AB ANTI - EPSTEIN BARR VCA	- AB ANTI-LEISHMANIA
- AB ANTI - COXACKIE A7	- AB ANTI - EPSTEIN BARR VIRUS IGG	- AB ANTI-LEPTOSPIROSIS (TOTAL GI)
- AB ANTI - COXACKIE A9	- AB ANTI - EPSTEIN BARR VIRUS IGM	- AB ANTI-MALARIA
- AB ANTI - COXACKIE B - TOTAL IGG	- AB ANTI - H. PYLORI IGG	- AB ANTI-MYCOPLASMA IGG
- AB ANTI - COXACKIE B1	- AB ANTI - PARAINFLUENZA TYPE 1	- AB ANTI-MYCOPLASMA IGM
- AB ANTI - COXACKIE B2	- AB ANTI - PARAINFLUENZA TYPE 2	- AB ANTI-MYCOPLASMA PNEUMONIAE IGG
	- AB ANTI - PARAINFLUENZA TYPE 3	- AB ANTI-MYCOPLASMA PNEUMONIAE IGM
	- AB ANTI - TYROSINE PHOSPHATASE	- AB ANTI-MYELOPEROXIDASE IGG
	- AB ANTI-GASTRIC P. CELLS	- AB ANTI-MITOCHONDRIA

**U.S.I. Eur-Laurentina, via Vincenzo Cerulli, 2/b - Roma**

- AB ANTI-MEASLES IGG	- SEQUENCE ANALYSIS	- CREATINURIA
- AB ANTI-MEASLES IGM	- CYST FIBROSIS GENE SEQUENCE ANALYSIS	- CREATINURIA - 2nd SAMPLE
- AB ANTI-MUCOGASTRIC	- MSH2 AND/OR MLH1 SEQUENCE ANALYSIS	- CRYOAGGLUTININS
- AB ANTI-SPECIFIC KINASE MUSCLE	- MUTATION SEQUENCE ANALYSIS IN RET	- CRYOGLOBULINS
- AB ANTI-SMOOTH MUSCLE	- ANDEOVIRUS IN FECES (RESEARCH)	- CHROMIUM IN THE BLOOD
- AB ANTI-STRIATED MUSCLE	- ANEUPLOIDIES ON ABORTIVE MATERIAL	- CHROMIUM IN THE URINE
- AB ANTI-CORE	- ANEUPLOIDIES QF - PCR 21 - X-Y	- CHROMOGRANIN A
- AB ANTI-CORE IGM	- ANEUPLOIDIES QF - PCR 21 - X-Y - 18 -13	- URINARY CROSS LAPS
- AB ANTI-OVAIO	- PLATELET ANTIGENE HPA - 1	- CROSS LAPS-TELOPEPTIDE C TERMINAL
- AB ANTI-PAPOVA VIRUS	- ANTI IA2	- URINARY CROSS LINKS (PMOLI/IMMOLI)
- AB ANTI-MUMPS IGG	- ANTIDIURETIN	- CUPREMIA
- AB ANTI-MUMPS IGM	- EXTRACTABLE NUCLEAR ANTIGEN	- CUPRURIA
- AB ANTI-PARVOVIRUS B19 IGG	- HAPLOTYPE Y	- CYFRA 21 (ECL)
- AB ANTI-PARVOVIRUS B19 IGM	- APOA1	- CYTO-TEST (50 FOODS)
- AB ANTI-PERTUSSE IGG	- APOLIPOPROTEIN B	- CYTO-TEST (51 MIX)
- AB ANTI-PERTUSSE IGM	- HAPTOGLOBIN	- DEPAKIN
- AB ANTI-PLATELETS	- URINARY ARSENIC	- AVERAGE CORPUSCULAR DIAMETER
- AB ANTI-POLIO	- THIRD ANTITHROMBIN ACTIVITY	- BLOOD DICHLOROMETHANE
- AB ANTI-PROTEINASE 3 IGG	- URINARY NITROGEN	- URINARY DICHLOROMETHANE
- AB ANTI-ACETYLCHOLINE RECEPTOR	- KOCH'S BACILLUS (PCR)	- DI-DIMER
- AB ANTI-TSH RECEPTOR	- BETA - THALASSEMIA (23 MUTATIONS)	- MYOTONIC DYSTROPHY
- AB ANTI-REO VIRUS	- BETA-2 BLOOD MICROGLOBULIN	- DUCHENNE MUSCULAR
- AB ANTI-RETICOLINE	- BETA-2 URINARY MICROGLOBULIN	- DYSTROPHY/BECKER (SCREENING I LEVEL)
- AB ANTI-RIBOSOME	- BETA HCG FREE	- FETAL HEMOGLOBIN DOSAGE
- AB ANTI-RNA PROTEINS	- BICARBONATE	- HBA2 DOSAGE
- AB ANTI-RUBELLA IGG	- BORDETELLA PERTUSSIS (CROP)	- URINARY AMPHETAMINE DRUGS
- AB ANTI-RUBELLA IGG-IGM	- BRAF (V600E)	- URINARY BARBITURATE DRUGS
- AB ANTI-RUBELLA IGM	- BRCA1 (FULL GENE)	- URINARY BENZODIAZEPINE DRUGS
- AB ANTI-ROTA VIRUS	- BRCA2 (FULL GENE)	- URINARY CANNABINOID DRUGS
- AB ANTI-SPERM (L. SEMINAL)	- BTA (BLADDER TUMOR ANTIGEN)	- URINARY COCAINE DRUGS
- AB ANTI-STREPTOKINASE	- C-1 Q	- URINARY MDMA DRUGS
- AB ANTI-SURRENE	- C-3	- URINARY METHADONE DRUGS
- AB ANTI-TOXOPLASMA IGA	- C-4	- URINARY METHAMPHETAMINE DRUGS
- AB ANTI-TOXOPLASMA IGG	- CA 27-29	- URINARY OPIATE DRUGS
- AB ANTI-TOXOPLASMA IGG-IGM	- CA 72-4 (ECL)	- DRUGS ON KERATIN MATRIX
- AB ANTI-TRANSGLUTAMINASE IGA	- CADMIUM IN THE BLOOD	- DRUGS ON KERATIN MATRIX:
- AB ANTI-TRANSGLUTAMINASE IGG	- CADMIUM IN THE URINE	- BARBITURATES
- AB ANTI-VARICELLO ZOSTER IGG	- FE BINDING CAPACITY (TIBC)	- KERATIN MATRIX DRUGS: AMPHETAMINES
- AB ANTI-VARICELLO ZOSTER IGM	- CARBAMAZEPINE	- KERATIN DRUGS: BENZODIAZEPINES
- AB ANTI-VIRUS INFLUENZA A	- CARBOXYHEMOGLOBIN	- KERATIN DRUGS: CANNABINOIDS
- AB ANTI-VIRUS INFLUENZA B	- MOLECULAR KARYOTYPE (ARRAY- CGH)	- KERATIN DRUGS: COCAINE
- AB ANTI-VIRUS R. SYNCYTIAL	- CARNITINE	- KERATIN MATRIX DRUGS: MDMA
- AB SACCHAROMYCES CEREVISIAE IGA	- CARNITINE (L. SEMINAL)	- KERATIN MATRIX DRUGS: METHADONE
- AB-ANTI-SM (SMITH ANTIGEN)	- FRACTIONAL CATECHOLAMINES	- KERATIN DRUGS: OPIATES
- ACE	- PLASMA CATECHOLAMINES	- ECFR (EXONS 18-19-20-21)
- URINARY ACE	- TOTAL CATECHOLAMINES - URINE 24H	- HEMOGLOBIN ELECTOPHORESIS
- BILE ACIDS	- CELIAC DISEASE (DQ2/DQ8)	- URINARY PROTEIN ELECTOPHORESIS
- 5 - HYDROXYNDOLACETIC ACID	- CERULOPLASMIN	- PLATELET HEMATOCRIT
- CITRIC ACID - SEMINAL FLUID	- QUINIDINE	- HEMOCHROMATOSIS 15 MUTATIONS
- FETYL-GLYCOXYLIC ACID	- CHLAMYDIA TRACHOMATIS	- HEMOCHROMATOSIS (H63D, S65C, C282Y)
- HYPURIC ACID	- CYSTATIN C	- GLYCOSYLATED HEMOGLOBIN (HBAIC)
- LACTIC ACID	- CYSTINE IN THE URINE	- FECAL EOSINOPHILS
- MANDELIC ACID	- CYTOMEGALOVIRUS (PCR)	- EOSINOPHILS IN URINE
- URINARY METHYL-HYPURIC ACID	- CITRATURIA	- HEPATO QUICK
- HOMODANILIC ACID	- CLAMYDIA (IMMNOCHROMATOGRAPHY)	- EPSTEIN BARR
- VALPROIC ACID	- CLAMYDIA TRACHOMATIS (PCR)	- I QUOTE EXAMINATION. - NEEDLE
- VANYLMADELIC ACID	- CLEARANCE OF OXALATES	- ASPIRATION
- PLASMA ADENOSINEMOPHOSPHATE-C	- URATE CLEARANCE	- I QUOTE EXAMINATION. - NEEDLE
- URINARY ADENOSINEMOPHOSPHATE-C	- PHOSPHATE CLEARANCE	- ASPIRATION 2nd SAMPLE
- COLD AGGLUTININS	- CREATININE CLEARANCE	- CYTOLOGICAL EXAMINATION - SECRETION
- PLATELET AGGREGATION	- UREA CLEARANCE	- CYTOLOGICAL EXAMINATION - SECRETION
- SPONTANEOUS AGGREGATION	- CLOSTRIDIUM (CULTURE)	- 2nd SAMPLE
- WING D	- CLOSTRIDIUM DIFFICILE	- URINE CYTOLOGICAL EXAMINATION
- URINARY WING	- PLASMA COBALT	- CYTOLOGICAL EXAMINATION - EFFUSION
- ALBUMINEMIA	- ESTERIFIED CHOLESTEROL	- CYTOLOGICAL EXAMINATION - POURING
- URINARY ALCOHOL	- HDL CHOLESTEROL	- 2nd SAMPLE
- ALCOHOLEMIA	- LDL CHOLESTEROL	- CYTOLOGICAL EXAMINATION LIQUID
- ALPHA ANTITRYPSIN	- VLDL CHOLESTEROL	- PHASE
- SERUM ALUMINIUM	- CHOLINESTERASE (37°)	- HISTOLOGICAL EXAMINATION - 1st
- URINARY ALUMINIUM	- IN VITRO INTESTINAL MUCOSA CULTURE	- SAMPLE
- AN. MARKER MICROSATELLITES LHO/RER	- TOTAL COMPLEMENT	- ASCITIC FLUID EXAMINATION
- K-RAS GENE MUTATION ANALYSIS	- CONTA DI ADDIS	- CEPHALO-RACHIDIAN FLUID
- FRAGMENT ANALYSIS	- COPROPORPHYRINS	- EXAMINATION
- BRCA2 GENE MUTATION ANALYSIS	- COTININ TEST	- PERITONEAL FLUID EXAMINATION
- BRCA1 GENE MUTATION ANALYSIS	- COVIG SARS-COV-2-IGG	- PLEURAL FLUID EXAMINATION
- MLH1 GENE MUTATION ANALYSIS	- COVIM-SARS-COV2-IGM	- SYNOVIAL FLUID EXAMINATION
- MUTATION ANALYSIS OF THE MSH2 GENE	- COV2 ANTI SARS COV2 IG TOTAL	- SECRETORY EXAMINATION AT FRSSCO
- MUTATION ANALYSIS OF THE RET	- COV2R ANTI SARS COV2 IG TOTAL REFLEX	- ULTRASTRUCTURAL MICROSCOPY
- PONCOGENE	- CREATINE PHOSPHOKINASE (CPK)	- EXAMINATIONS

**U.S.I. Eur-Laurentina, via Vincenzo Cerulli, 2/b - Roma**

- TOTAL ESTROGENS	- HPV TYPING (PCR)	- NEFA
- ETHOSUCCIMIDE	- HTLV 1/2	- NEISSERIA GONORRHOEA
- F.A.G.	- KRAS (CODON 12-13-61)	- FECAL NEUTROPHILS
- F.D.P. URINARY	- URINARY HYDROXYPYRENE (END OF SHIFT)	- NICKEL IN THE BLOOD
- FACTOR II* MUTAZ. PROTHROMBIN GENE	- HYDROXYPROLINURIA (M. OF ZENDER)	- NICKEL IN THE URINE
- FACTOR V - Y1702C	- IMMNOELECTROPHRESIS	- N-N-DIMETHYLFORMAMIDE
- COAGULATIVE FACTOR V	- LYMPHOCYTE HYMMNOPHENOTYPING	- NORMETANEPHRINE
- FACTOR V* - POLYMORPHISM H 1299 R	- CIRCULATING IMMUNOCOMPLEXES	- NORMOTEST
- FACTOR V* OF LEIDEN	- URINARY IMMUNOELECTROPHYSIS	- NRAS (CODON 12-13-61)
- COAGULATIVE FACTOR VII	- IMMUNOGLOBULINS - IGG 1	- DIBUCAINE NUMBER
- COAGULATIVE FACTOR VIII	- IMMUNOGLOBULINS - IGG 2	- HOMOCYSTEINE
- THROMBOTIC FACTORS (14 MUTATIONS)	- IMMUNOGLOBULINS - IGG 3	- URINARY HOMOCYSTEINE
- THROMBOTIC FACTORS (6 MUTATIONS)	- IMMUNOGLOBULINS - IGG 4	- ONYCHOMYCOSIS DIRECT RESEARCH
- PHENYTOIN	- IMMUNOGLOBULIN A	- ONCOCHECK
- PHENOBARBITAL	- IMMUNOGLOBULIN D	- URINARY OSMOLARITY
- URINARY PHENOLS	- IMMUNOGLOBULIN G	- OXALEMIA
- SICKLE CELL PHENOMENO	- IMMUNOGLOBULINS G- SUBCLASSES	- OXALLURIA
- CYSTIC FIBROSIS (WHOLEGENE)	- IMMUNOGLOBULIN N	- QF PCR (13-18-21-X-Y)
- CYSTIC FIBROSIS SCREENING 36 MUTATIONS	- SALIVARY IMMUNOGLOBULINS IGA	- P.S.A. FREE (ECL)
- CYSTIC FIBROSIS SCREENING 57 MUTATIONS	- IMMUNOSUPPRES. ACIDIC PROTEIN	- P53 WHOLE GENE
- BLOOD FLUORINE	- INACTIVATOR C-1 ESTERASE	- PA - PAI GENE POLYMORPHISM - 1
- SEMINAL FLUID ACID PHOSPHATASE	- INIBIN B	- TRADITIONAL PAP SMEAR
- PLACENTAL ALKALINE PHOSPHATASE	- INSTABILITA' MICROSATELLITES	- PAPP-A
- THERMOSTABLE ALKALINE PHOSPHATASE	- FOOD INTOLERANCE (181 ALIM.)	- ALLELIC PATTERN
- PHOSPHOHESOSE ISOMERASE	- FOOD INTOLERANCE (94 ALIM.)	- PHADIATOP (CAP SYSTEM)
- PHOSPHOLIPIDS	- URINARY IODINE (MCG/L)	- LEAD
- FREE TESTOSTERONE	- HYPOCHONDROPLASIA	- LEAD IN URINE
- FREE TESTOSTERONE - 2nd WITHDRAWAL	- CREATINE KINASE ISOENZYME	- PYRUVATE ERYTHROCYTE KINASE
- FRUCTOSAMINE	- ALKALINE ISOENZYME PHOSPHATASE	- PLASMINOGEN
- FRUCTOSE IN SEMINAL FLUID	- ISOENZYMES OF ISYLASE	- PLASMODIUM MALARIAE (RESEARCH)
- FSH (ECL)	- JO - 1 (AB - ANTI JO1)	- POLYMORPHISM A1298C (MTHFR)
- FTA - ABS	- JAK2	- POLYMORPHISM A1298C + C677T (MTHFR)
- FTA - ABS IGM	- LACTASE	- POLYMORPHISM C677T (MTHFR)
- G6PDH	- URINARY LACTOSE	- URINARY PORPHYRINE
- GENOTYPE X	- LDH - ISOENZYMES	- PORFOBILIGENO
- ANAEROBIC GERMS (CROP RESEARCH9	- LEUCINOAMINOPEPTIDASE (LAP)	- PRENETAL SAFE (VARIOUS LEVELS)
- GLYCERYLPHOSPHORYLCHOLINE	- CD3/INTRAEPITHELIAL LYMPHOCYTES	- PRIME-TEST (50 FOODS)
- FRACTIONAL GLYCOSURIA (G/L)	- CD3 /INTRAEPITHELIAL LYMPHOCYTES +	- PRIME-TEST (CYTOTOXIC)
- GONOCOCCUS-NEIS. GONORRHOEA	- ISTOL	- PRIMIDONE
(PCR)	- LIPASEMIA	- PROCALCITONIN
- GONOCOCCUS-NEIS. GONORRHOEA 2*	- LIPEMIA	- BRAIN NATRIURETIC PROPEPTIDE
(PCR)	- LIPIDOGRAM	- PROTEIN C (COAGULATIVE)
- BLOOD TYPE RH FACTOR	- SEMINAL FLUID (EXAMINATION)	- PROTEIN S (COAGULATIVE)
- HAEMOPHILUS	- LISTERIA (CROP)	- C.R. PROTEIN (QUANTITATIVE)
- HBDH	- LISTERIA MONOCYTCA - 4 AG	- EOSINOPHIL CATIONIC PROTEIN
- HBV (QUALITATIVE)	- LITIEMIA (LT) - ITALY	- PROTEIN P16
- HBV(QUA NTITATIVO)	- LKM	- URINARY PROTEIN
- HBV TYPING (PCR)	- ANTI-COAGULANT LUPUS	- URINARY PROTEIN - 2nd sample
- HBV-DNA (PCR) (QUALITATIVE)	- MACRODELETIONS CYSTIC FIBROSIS GENE	- PROTEINURIA DI BENCE-JONES
- HCV (QUALITATIVE)	- MAGNESEMIA	- CONCENTRATION TEST
- HCV (QUANTITATIVE)	- INTRASRYTHROCYTE MAGNESIUM	- DILUTION TEST
- HCV TYPING - GENOMIC RESEARCH	- URINARY MAGNESIUM	- HEMOGENIC TESTS
- HCV-AB IGM	- MANGANESE	- PTT
- HCV-RNA (QUALITATIVE)	- URINARY MANGANESE	- STEINIZ QUOTIENT
- HELICOBACTER P. RESEARCH AG ON FECES	- CHROMOSOMAL MAP	- R.P.R. (RAPID PLASMA REAGIN)
- HERPES VIRUS 1/2	- MCH (AVERAGE HB CONTENT)	- CAU RATIO (++) / CREATININURIA
- HIV 1+2 (IV GENERATION ELFA)	- MCHC (CONTENT HB CORP. AVERAGE)	- INBREEDING RELATIONSHIP X LINKED
- QUANTITATIVE HIV	- MCV (AVERAGE GLOBULAR VOLUME)	- INBREEDING RELATIONSHIP Y LINKED
- QUALITATIVE HIV	- MLH1 (WHOLE GENE)	- GHEDINI REACTION - WEINBERG
- HIV WESTERN BLOT	- MLH2 (WHOLE GENE)	- HANGER REACTION
- HLA - LINF TYPING. HLA (DR+DQ)	- MTHFR (A1298C)	- KUNKEL REACTION
- HLA CLASS A GENOMIC TYPING	- MTHFR (C677T)	- WEIL-FELIX REACTION
- HLA CLASS B GENOMIC TYPING	- URINARY MELANIN	- WUNDERLJ REACTION
- HLA CLASS C GENOMIC TYPING	- FAMILIAL AND/OR MULTIPLE MELANOMA	- SOLUBLE TRANSFERRIN RECEPTOR
- HLA FOR BECHET	(CDKN2A,P14, CDK4) ENTIRE GENES	- ESTROGENIC RECEPTORS - PREGESTINS
- HLA FOR TYPE 1 DIABETES	- MERCURY	- ACTIVATED PROTEIN C RESISTANCE
- HLA FOR NARCOLEPSY	- URINARY MERCURY	- CLOT RETRACTION
- HLA FOR PSORIASIS	- METHEMOGLOBIN	- REVISION ISTOL/CITOL/AGOC/ESTRERNI
- HLA FOR ANKYLOSING SPONDYLITIS	- PLASMA METHANEPHRINE	RNP (AB ANTI RIBONUCLEOPROTEINS)
- HLA FOR UVEITIS	- URINARY METHANEPHRINE	- ROSETTE E
- HLA-A	- TUBERCULOUS MYCOBACTERIUM	- ROTA VIRUS IN FECES (RESEARCH)
- HLA-B	- MYCOPLASMA HOMINIS (PCR)	- RUBELLA (ONLY ON BLOOD)
- HLA-C	- MYCOPLASMA (CULTURAL RESEARCH)	- RUBELLA VIRUS (PCR) GENOME SEARCH
- HLA I CLASS	- MICROALBUMINURIA	- S100 (ECL)
- HLA II CLASS	- Y CHROMOSOME MICRODELETIONS	- SALICYLATE
- HLA I and II CLASS	- MILGRAM TOWDER	- TRANSFERRIN SATURATION
- HPV RNA (PCR)	- SERUM MYOGLOBINS	- ARNETH DIAGRAM
	- MONONUCLEOSIS (TEST)	- SCOTH TEST
	- MUCOPROTEINS	- SCOTH TEST - 2nd SAMPLE

**U.S.I. Eur-Laurentina, via Vincenzo Cerulli, 2/b - Roma**

- |  |                                      |   |
|--|--------------------------------------|---|
| - SCOTCH TEST - 3rd SAMPLE                                     | - TCE (TETRACHLOROETHYLENE)          | - TRICHOMONAS IN URINE                    |
| - SEROTONIN (URINE 24H)  | - TELOPEPTIDE - URINE                | - TRICHOMONAS CERVICAL SECRETION          |
| - BLOOD SEROTONIN  | - HOWELL'S TIME                      | - TRICHOMONAS PROSTATE SECRETION          |
| - SHBG   | - XYLOSE TEST                        | - TRICHOMONAS SECRETORY URETHRAL TRI-TEST |
| - SHIGELLA (CULTURE IN FECES)                                  | - RUBELLA AVIITY TEST (IGG)          | - THROMBOPHILIA 5 GENETIC FACTORS         |
| - SIDERURIA  | - PREGNANCY TEST                     | - THROMBOPHILIA 6 GENETIC FACTORS         |
| - GILBER SYNDROME (UGT1A1 GENE POLYMORPHISM)                   | - TEST DI NORDIN                     | - TROPONIN                                |
| - CONGENETIC DEAFNESS (WHOLE GJB2 GENE)                        | - TEST DI SIA                        | - UREAPLASMA UREALITICUM (PCR)            |
| - CONGENETIC DEAFNESS (SCREENING OF MAJOR GJB2 GENE MUTATIONS) | - TEST DI SINGER-PLATZ               | - URICURIA                                |
| - SM (AB-ANTI SM)  | - ECHINOCOCCUS TEST                  | - UROPORPHYRINS                           |
| - STREPTO M-TEST   | - FOOD GENETIC TESTING               | - V.D.R.L.                                |
| - STREPTOZYME TEST   | - GENETIC TEST FOR ALOPECIA          | - VARICELLA ZOSTER (PCR)                  |
| - SWIM - UP  | - RAPID TEST FOR SBEA                | - VITAMIN D3                              |
| - T.P.H.A.   | - URINARY THIOCYANATES               | - VITAMIN E                               |
| - T3 (ECL)   | - TISSUE LYMPHOCYTE TYPING           | - MEDIUM PLATELET VOLUME                  |
| - T3 UPTAKE  | - LYMPHOPROLIFERATIVE TYPING         | - XILOSEMIA                               |
| - T4 (ECL)   | - TYPING EPITHELIAL NEOPLASIA        | - X FRAGILE                               |
| - TAF  | - TOXOPLASMA GONDII (PCR)            | - YERSINIA 2nd CAMP. (STOOL CULTURE)      |
| - TAN TG ANTIGENIC BUFFER                                      | - TRANSFERRIN                        | - YERSINIA 3rd CAMP. (STOOL CULTURE)      |
| - TCA (TRICLOACETIC ACID)                                      | - CARBOHYDRATE DEFICIENT TRANSFERRIN | - ZINC                                    |
|  | - UNSATURATED TRANSFERRIN            | - URINARY ZINC                            |
|  | - TREPONEMA PALLIDUM                 | - ZINCPROTOPORPHYRIN                      |
|  | - TRICHOMONAS SEMINAL FLUID          |   |

It is possible to request information from the secretariat about any further examinations introduced after the issuance of this service card.

The waiting times for booking and for the collection of reports and attachments relating to clinical analysis services provided in a private regime are shown in the following table:

Waiting times for clinical analysis in private	
Performance	Waiting time for the report
CLINICAL CHEMISTRY, COAGULATION AND HEMATOLOGY	Same day
HOMONOLOGY (thyroid, fertility, tumor markers, hepatitis B markers)	2 days
IMMUNOLOGY (TORCH, AIDS, HCVAB)	3 days
ALLERGOLOGY	5 days
MICROBIOLOGY AND PARASITOLOGY	Depending on the timing of cultivation
MOLECULAR BIOLOGY	7 days - 30 days
CITO GENETICS (karyotype, Arry CGH)	7 days - 20 days
CYTO-ISTO PATHOLOGY	15 days

Timing of release of clinical analysis reports for emergencies	
Performance	Waiting times for the report
HEMATOLOGY, PT-INR, TROPONIN; GLUCOSE; CREATININE	Max 6 HOURS

**U.S.I. Eur-Laurentina, via Vincenzo Cerulli, 2/b - Roma**

**8. LOCATION AND CONTACT DETAILS**

**U.S.I. EUR-LAURENTINA** is located in Rome in Via Vincenzo Cerulli 2/b and is easily accessible via B (Fermata Laurentina) and the countless bus lines 462.



**WEBSITE: [www.usi.it](http://www.usi.it)**

**EMAIL: [info@usi.it](mailto:info@usi.it)**

**TELEPHONE NUMBERS:**

- USI single number for acceptances and reservations: **06 32868.1**
- Health Directorate: 06 32868.334
- Public Relations Office (URP): 06 32868.333

**9. OPENING DAYS AND HOURS**

<b>Opening Center</b>	<b>Levies</b>	<b>Withdrawal of Reports</b>
<b>Monday – Friday: 07.00-19.00</b> <b>Saturday: 07.00-13.00</b>	<b>Monday – Saturday: 7.00-11.00</b>	<b>Monday – Friday: 11.00-19.00</b> <b>Saturday 11.00-13.00</b>